



Opportunity Occupations

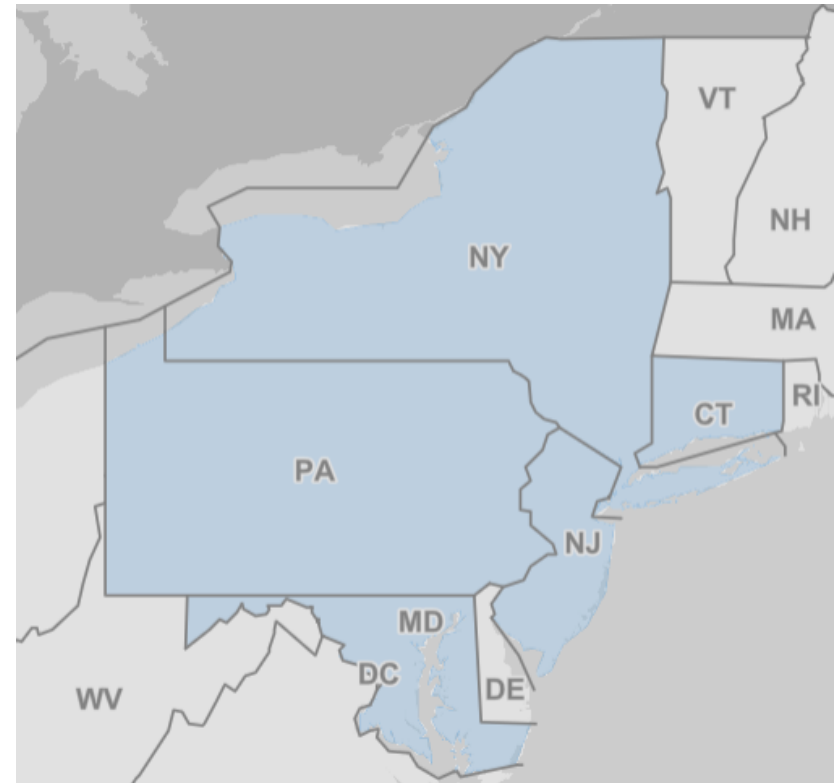
A regional analysis of well-paying occupations with a bright outlook and lesser educational barriers for entry

Table of Contents

Overview	3
Key Regional Findings	5
New Jersey	7
Pennsylvania	13
New York	19
Maryland	25
Connecticut	31
Takeaways	37
Appendix	39

This report includes regional occupational employment and wage analysis from:

- New Jersey
- New York
- Pennsylvania
- Maryland
- Connecticut



What are opportunity occupations?



Typically require less than a bachelor's degree



Earn a median wage higher than the statewide average



Projected to experience long-term job growth

Key Regional Findings

- 43 total opportunity occupations in all 5 states
 - 18 classified as skilled and manual trades
 - Construction
 - Repair & maintenance
 - Production
 - Transportation & material moving

Key Regional Findings

- 12 in healthcare related fields
 - Technicians and therapeutic assistants
- Remaining 13 in management, protective services, food, and sales

New Jersey Highlights

- 165 unique occupations
- Combined employment – 540,070 (13.7% of all employment)
- 27 occupations with a median annual salary exceeding \$100,000
- 93 in skilled and manual trades
- 18 in healthcare



Highest Earning



Occupation	Employment	Median Annual Salary	New Jobs	Projected Change
Supervisors of Police and Detectives	7,420	\$144,160	100	+1.2%
Supervisors of Firefighting and Prevention Workers	1,650	\$137,650	50	+1.4%
Radiation Therapists	750	\$124,820	50	+4.4%
Transportation, Storage, and Distribution Managers	8,230	\$123,390	950	+16.4%
Electrical Power-Line Installers and Repairers	1,270	\$116,280	150	+12.7%

Most Employment



Occupation	Employment	Median Annual Salary	New Jobs	Projected Change
Heavy and Tractor-Trailer Truck Drivers	49,450	\$64,720	5,200	+9.6%
Sales Representatives of Services	43,030	\$78,380	1,150	+2.8%
Wholesale Sales Representatives	35,600	\$78,870	1,550	+4.2%
Supervisors of Transportation and Material Moving Workers	22,940	\$65,860	2,400	+10.4%
Police and Sheriff's Patrol Officers	21,620	\$89,030	300	+1.4%

Fastest Growing



Occupation	Employment	Median Annual Salary	New Jobs	Projected Change
Physical Therapist Assistants	1,350	\$74,780	600	+33.9%
Solar Photovoltaic Installers	1,280	\$64,670	300	+27.3%
Exercise Trainers and Group Fitness Instructors	10,080	\$60,620	2,650	+24.7%
Diagnostic Medical Sonographers	3,160	\$99,940	650	+17.4%
Industrial Machinery Mechanics	9,110	\$73,000	1,800	+16.8%

Skilled Tradespeople



Occupation	Employment	Median Annual Salary	New Jobs	Projected Change
Heavy and Tractor-Trailer Truck Drivers	49,450	\$64,720	5,200	+9.6%
Automotive Service Technicians and Mechanics	16,820	\$57,290	450	+2.8%
Electricians	15,230	\$73,090	1,700	+9.9%
Carpenters	12,930	\$61,880	700	+3.4%
Heating, Air Conditioning, and Refrigeration Mechanics	10,680	\$69,800	750	+7.3%

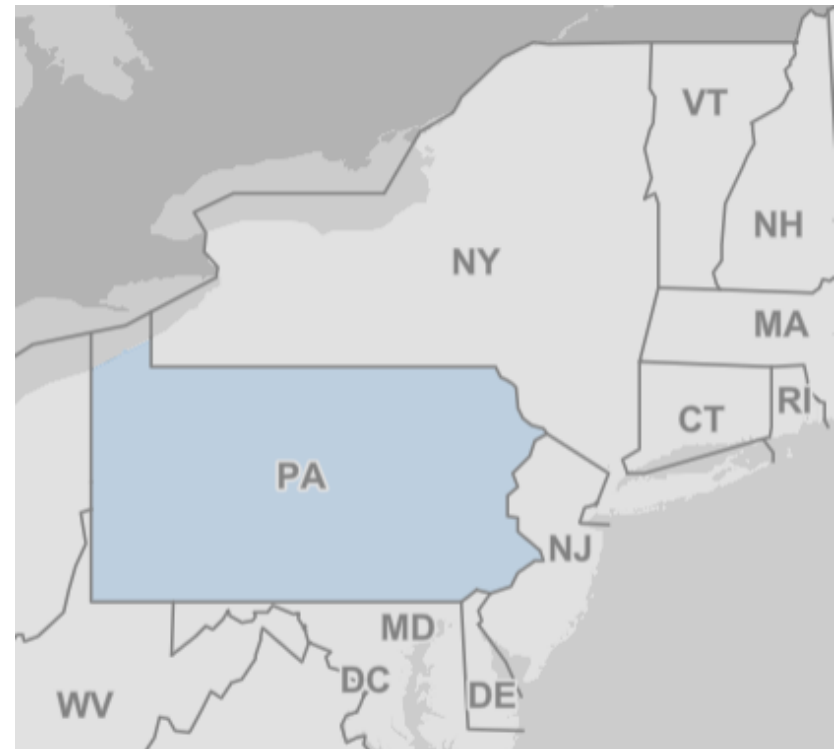
Healthcare Related



Occupation	Employment	Median Annual Salary	New Jobs	Projected Change
Licensed Practical and Licensed Vocational Nurses	15,210	\$71,180	1,050	+6.3%
Radiologic Technologists and Technicians	6,210	\$85,520	450	+7.5%
Dental Hygienists	6,030	\$102,600	750	+11.5%
Respiratory Therapists	3,200	\$98,020	400	+12.9%
Diagnostic Medical Sonographers	3,160	\$99,940	650	+17.4%

Pennsylvania Highlights

- 136 unique occupations
- Combined employment – 922,760 (15.3% of all employment)
- 8 occupations with a median annual salary exceeding \$100,000
- 64 in skilled and manual trades
- 15 in healthcare



Highest Earning



Occupation	Employment	Median Annual Salary	New Jobs	Projected Change
Electrical Power-Line Installers and Repairers	3,910	\$103,750	220	+5.5%
Transportation, Storage, and Distribution Managers	7,740	\$103,530	400	+7.7%
Supervisors of Police and Detectives	5,310	\$102,420	160	+3.5%
Supervisors of Firefighting and Prevention Workers	1,360	\$102,240	40	+3.2%
Detectives and Criminal Investigators	3,390	\$98,740	100	+2.5%

Most Employment



Occupation	Employment	Median Annual Salary	New Jobs	Projected Change
Heavy and Tractor-Trailer Truck Drivers	90,160	\$58,540	3,370	+3.6%
Maintenance and Repair Workers	60,060	\$48,950	2,310	+3.8%
Wholesale Sales Representatives	53,290	\$65,490	950	+1.6%
Sales Representatives of Services	38,760	\$61,030	1,150	+3.4%
Licensed Practical and Licensed Vocational Nurses	31,140	\$62,010	2,150	+6.2%

Fastest Growing



Occupation	Employment	Median Annual Salary	New Jobs	Projected Change
Physical Therapist Assistants	4,410	\$61,610	1,290	+25.9%
Occupational Therapy Assistants	2,010	\$61,430	520	+23.9%
Massage Therapists	2,700	\$57,660	730	+17.8%
Computer Numerically Controlled Tool Programmers	920	\$61,990	170	+17.3%
Industrial Machinery Mechanics	18,500	\$63,830	3,220	+17.2%

Skilled Tradespeople



Occupation	Employment	Median Annual Salary	New Jobs	Projected Change
Heavy and Tractor-Trailer Truck Drivers	90,160	\$58,540	3,370	+3.6%
Maintenance and Repair Workers	60,060	\$48,950	2,310	+3.8%
Carpenters	29,900	\$59,240	500	+1.3%
Automotive Service Technicians and Mechanics	29,020	\$49,790	810	+2.3%
Electricians	21,860	\$65,400	1,580	+7.0%

Healthcare Related



Occupation	Employment	Median Annual Salary	New Jobs	Projected Change
Licensed Practical and Licensed Vocational Nurses	31,140	\$62,010	2,150	+6.2%
Radiologic Technologists and Technicians	8,790	\$68,010	330	+3.4%
Dental Hygienists	8,640	\$81,510	300	+3.5%
Respiratory Therapists	5,850	\$76,160	630	+12.2%
Surgical Technologists	4,710	\$61,770	140	+3.7%

New York Highlights

- 136 unique occupations
- Combined employment – 1,422,630 (14.9% of all employment)
- 23 occupations with a median annual salary exceeding \$100,000
- 59 in skilled and manual trades
- 17 in healthcare



Highest Earning



Occupation	Employment	Median Annual Salary	New Jobs	Projected Change
Commercial Pilots	1,070	\$172,500	30	+2.9%
Supervisors of Firefighting and Prevention Workers	4,130	\$131,060	690	+20.4%
Elevator and Escalator Installers and Repairers	3,710	\$124,530	220	+4.7%
Supervisors of Police and Detectives	12,470	\$122,720	2,190	+20.5%
Radiation Therapists	1,140	\$122,500	340	+27.9%

Most Employment



Occupation	Employment	Median Annual Salary	New Jobs	Projected Change
Executive Secretaries and Administrative Assistants	88,830	\$80,490	9,360	+10.1%
Supervisors of Office and Administrative Support Workers	82,420	\$77,230	7,070	+7.8%
Sales Representatives of Services	78,510	\$85,350	6,140	+8.0%
Heavy and Tractor-Trailer Truck Drivers	61,410	\$60,520	90	+0.1%
Police and Sheriff's Patrol Officers	54,360	\$93,050	10,900	+20.5%

Fastest Growing



Occupation	Employment	Median Annual Salary	New Jobs	Projected Change
Lodging Managers	3,130	\$76,740	1,180	+31.7%
Physical Therapist Assistants	3,850	\$64,660	1,210	+28.4%
Radiation Therapists	1,140	\$122,500	340	+27.9%
Cardiovascular Technologists and Technicians	3,200	\$86,050	1,000	+27.4%
Surgical Technologists	5,910	\$75,250	1,690	+27.3%

Skilled Tradespeople



Occupation	Employment	Median Annual Salary	New Jobs	Projected Change
Heavy and Tractor-Trailer Truck Drivers	61,410	\$60,520	90	+0.1%
Carpenters	44,500	\$63,660	580	+0.9%
Electricians	40,380	\$77,460	1,980	+4.6%
Heating, Air Conditioning, and Refrigeration Mechanics	22,710	\$66,670	1,490	+6.5%
Plumbers, Pipefitters, and Steamfitters	22,630	\$78,460	1,230	+4.1%

Healthcare Related



Occupation	Employment	Median Annual Salary	New Jobs	Projected Change
Licensed Practical and Licensed Vocational Nurses	40,720	\$64,030	11,060	+24.1%
Radiologic Technologists and Technicians	14,370	\$91,520	4,060	+26.8%
Dental Hygienists	10,350	\$95,560	2,530	+22.0%
Diagnostic Medical Sonographers	7,080	\$101,930	1,760	+27.0%
Respiratory Therapists	6,780	\$103,820	1,830	+25.7%

Maryland Highlights

- 140 unique occupations
- Combined employment – 321,520 (11.7% of all employment)
- 15 occupations with a median annual salary exceeding \$100,000
- 67 in skilled and manual trades
- 19 in healthcare



Highest Earning



Occupation	Employment	Median Annual Salary	New Jobs	Projected Change
Detectives and Criminal Investigators	960	\$125,630	40	+4.4%
Supervisors of Firefighting and Prevention Workers	2,460	\$121,950	190	+9.5%
Supervisors of Police and Detectives	7,550	\$119,290	660	+8.8%
Elevator and Escalator Installers and Repairers	1,200	\$119,200	50	+5.1%
Transportation, Storage, and Distribution Managers	3,440	\$107,050	410	+10.9%

Most Employment



Occupation	Employment	Median Annual Salary	New Jobs	Projected Change
Sales Representatives of Services	20,750	\$60,000	1,230	+5.0%
Supervisors of Construction Trades and Extraction Workers	15,850	\$76,800	1,290	+7.2%
Electricians	14,750	\$65,650	1,520	+10.8%
Supervisors of Transportation and Material Moving Workers	11,960	\$65,020	990	+8.1%
Plumbers, Pipefitters, and Steamfitters	11,490	\$63,270	740	+6.0%

Fastest Growing



Occupation	Employment	Median Annual Salary	New Jobs	Projected Change
Physical Therapist Assistants	1,740	\$71,770	570	+30.1%
Massage Therapists	1,330	\$58,390	450	+23.7%
Industrial Machinery Mechanics	3,070	\$64,080	720	+21.6%
Health Information Technologists and Medical Registrars	1,380	\$79,100	350	+20.2%
Medical Equipment Repairers	1,330	\$72,610	250	+15.7%

Skilled Tradespeople



Occupation	Employment	Median Annual Salary	New Jobs	Projected Change
Electricians	14,750	\$65,650	1,520	+10.8%
Plumbers, Pipefitters, and Steamfitters	11,490	\$63,270	740	+6.0%
Carpenters	10,460	\$60,130	840	+6.1%
Operating Engineers and Other Construction Equipment Operators	6,470	\$60,620	480	+7.5%
Heating, Air Conditioning, and Refrigeration Mechanics	6,380	\$65,000	720	+9.7%

Healthcare Related



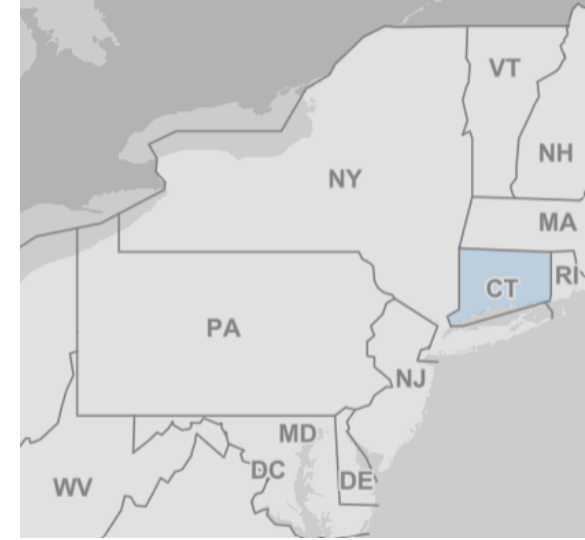
Occupation	Employment	Median Annual Salary	New Jobs	Projected Change
Licensed Practical and Licensed Vocational Nurses	9,510	\$69,870	480	+6.3%
Dental Hygienists	3,780	\$105,140	330	+9.1%
Radiologic Technologists and Technicians	3,560	\$79,630	230	+7.4%
Medical Records Specialists	2,810	\$59,140	330	+10.7%
Surgical Technologists	2,130	\$66,550	170	+7.9%

Connecticut Highlights

- 118 unique occupations
- Combined employment – 214,060 (12.7% of all employment)
- 3 occupations with a median annual salary exceeding \$100,000
- 55 in skilled and manual trades
- 15 in healthcare

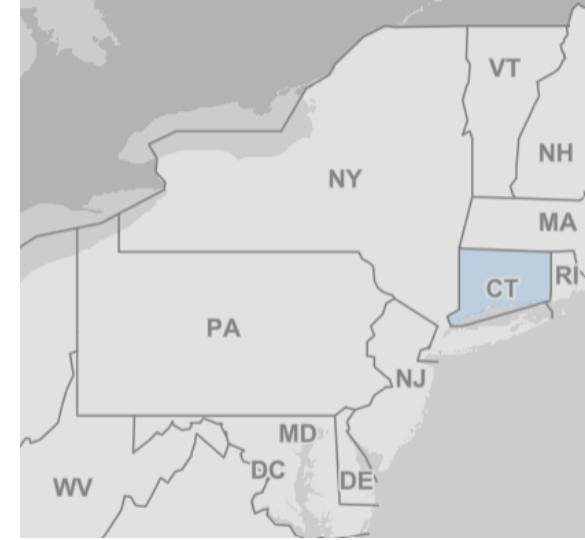


Highest Earning



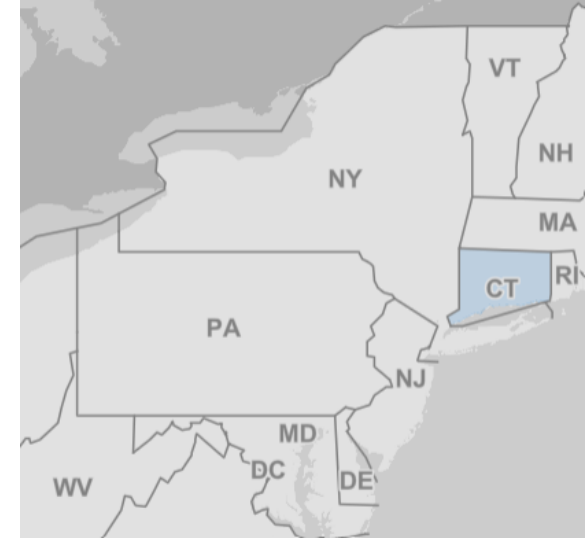
Occupation	Employment	Median Annual Salary	New Jobs	Projected Change
Supervisors of Police and Detectives	2,130	\$110,460	160	+10.2%
Transportation, Storage, and Distribution Managers	2,440	\$103,500	370	+17.1%
Diagnostic Medical Sonographers	1,030	\$102,850	180	+17.1%
Supervisors of Firefighting and Prevention Workers	1,260	\$97,460	100	+10.7%
Dental Hygienists	3,320	\$96,270	760	+25.0%

Most Employment



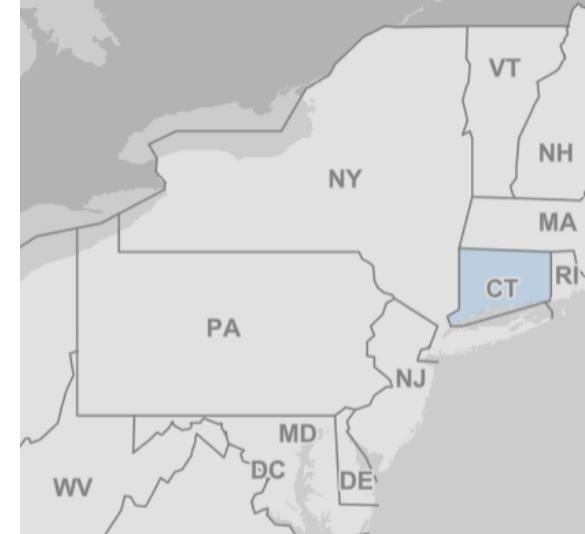
Occupation	Employment	Median Annual Salary	New Jobs	Projected Change
Heavy and Tractor-Trailer Truck Drivers	15,860	\$58,700	1,940	+11.5%
WholesaleSales Representatives	13,060	\$77,540	870	+6.6%
Sales Representatives of Services	10,190	\$70,770	780	+8.8%
Computer User Support Specialists	9,220	\$68,800	520	+5.4%
Supervisors of Production and Operating Workers	9,110	\$82,800	580	+6.2%

Fastest Growing



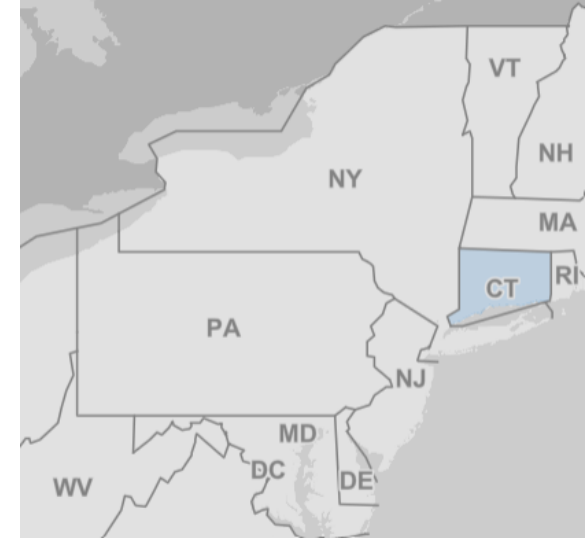
Occupation	Employment	Median Annual Salary	New Jobs	Projected Change
Exercise Trainers and Group Fitness Instructors	3,040	\$65,790	1,400	+27.9%
Bus Drivers, School	6,980	\$59,340	1,410	+27.9%
Dental Hygienists	3,320	\$96,270	760	+24.9%
Industrial Machinery Mechanics	2,980	\$73,530	640	+21.1%
Chefs and Head Cooks	3,600	\$62,540	910	+20.1%

Skilled Tradespeople



Occupation	Employment	Median Annual Salary	New Jobs	Projected Change
Heavy and Tractor-Trailer Truck Drivers	15,860	\$58,700	1,940	+11.5%
Electricians	7,570	\$76,790	1,070	+13.6%
Bus Drivers, School	6,980	\$59,340	1,410	+27.9%
Machinists	6,070	\$61,090	740	+9.9%
Carpenters	5,680	\$63,510	1,260	+12.8%

Healthcare Related



Occupation	Employment	Median Annual Salary	New Jobs	Projected Change
Licensed Practical and Licensed Vocational Nurses	8,890	\$69,130	380	+4.2%
Dental Hygienists	3,320	\$96,270	760	+25.0%
Radiologic Technologists and Technicians	2,680	\$85,370	240	+8.9%
Respiratory Therapists	1,540	\$83,250	250	+18.1%
Surgical Technologists	1,220	\$80,590	140	+11.1%

Takeaways

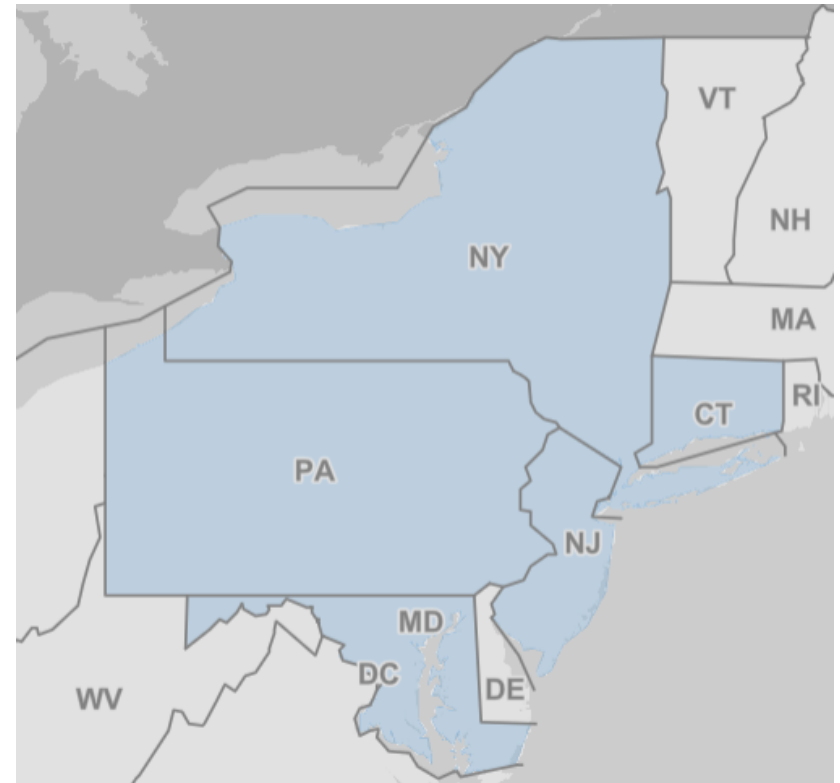
- Approximately one in seven jobs in the region are considered an Opportunity Occupation
- Many are linked as either healthcare-related or skilled tradespeople with others in protective services
- With lower educational barriers for entry, workers can earn higher wages without significant student costs

Takeaways

- Through experience, many of these occupations have paths to earn in excess of \$100,000
- Sub-baccalaureate instructional programs and certification courses can be promoted to educate the pipeline
 - In New Jersey, there are 231 unique instructional programs related to the 165 Opportunity Occupations

Appendix

- Data sources
- Occupational definitions



Data Sources

- Employment and wage estimates
 - Occupational Employment and Wage Statistics Survey, May 2025 annual averages
- Projected growth rate
 - Occupational employment projections, 2022-2032
- Minimum educational requirements
 - Bureau of Labor Statistics designations

Occupational Definitions Using Standard Occupational Codes (SOCs)

- Healthcare Related
 - SOC 29 – Healthcare Practitioners
 - SOC 31 – Healthcare Support
- Skilled Tradespeople
 - SOC 47 – Construction
 - SOC 49 – Repair & Maintenance
 - SOC 51 – Production
 - SOC 53 – Transportation & Material Moving

2025-2026 NJDOL PUBLICATIONS

- [Real-Time Insights: Analysis of Job Posting Data in New Jersey for Q1 2026](#) (April 2026)
- [Survey of Occupational Injuries and Illnesses \(SOII\)](#) (April 2026)
- [Labor Market Spotlight - Celebrating the Accomplishments of Women](#) (Issue No. 31, Volume 4: March 2026)
- [Labor Market Spotlight - Celebrating Black History Month: A Profile of New Jersey's Black or African American Residents](#) (Issue No. 30, Volume 4: February 2026)
- [County Brief: Labor Market Facts](#)
- [Middlesex County Reports](#) (February 2026)
- [NJ Fortune 500 Companies Landscape](#) (January 2026)
- [New Jersey's Construction Sector](#) (Winter 2026)
- [New Jersey's Leisure and Hospitality Sector](#) (Winter 2026)
- [New Jersey's Retail Trade Sector](#) (Winter 2026)
- [New Jersey's Technology Sector](#) (Winter 2026)
- [New Jersey's Transportation, Distribution, & Logistics \(TDL\) Sector](#) (Winter 2026)
- [Identifying and Tracking Emerging Occupations in New Jersey's Key Sectors](#) (January 2026)
- [New Jersey's Manufacturing Sector](#) (Winter 2025)
- [County Brief: Labor Market Facts](#) (December 2025)
- [New Jersey Building Permits](#) (December 2025)
- [Labor Market Spotlight - Postsecondary Instructors Vs. Related Occupations: How Do They Compare?](#) (Issue No. 29, Volume 3: December 2025)
- [Job Openings and Labor Turnover Survey \(JOLTS\)](#) (November 2025)
- [Labor Market Spotlight - Celebrating New Jersey's Veterans](#) (Issue No. 28, Volume 3: November 2025)
- [Labor Market Spotlight - New Jersey's Waterways Help Keep the Economy Flowing](#) (Issue No. 27, Volume 3: October 2025)
- [New Jersey Employment Situation](#) (September 2025)
- [New Jersey's Life Sciences Sector](#) (Fall 2025)
- [Labor Market Spotlight - The Industries Powering New Jersey's Special Moments](#) (Issue No. 26, Volume 3: August 2025)
- [New Jersey's Health Care Sector](#) (June 2025)
- [New Jersey Business Employment Dynamics](#) (May 2025)
- [Labor Market Spotlight - Fortune 500 Companies](#) (Issue No. 25, Volume 3: March 2025)
- [Labor Market Spotlight - Young Adult Workforce](#) (Issue No. 24, Volume 3: January 2025)



Join Our Mailing List!

- Link: nj.gov/labor/subscribetoori



This workforce product was funded by a grant awarded by the U.S. Department of Labor's Employment and Training Administration. The product was created by the recipient and does not necessarily reflect the official position of the U.S. Department of Labor. The Department of Labor makes no guarantees, warranties, or assurances of any kind, express or implied, with respect to such information, including any information on linked sites and including, but not limited to, accuracy of the information or its completeness, timeliness, usefulness, adequacy, continued availability, or ownership. This product is copyrighted by the institution that created it. Internal use by an organization and/or personal use by an individual for non-commercial purposes is permissible. All other uses require the prior authorization of the copyright owner.